

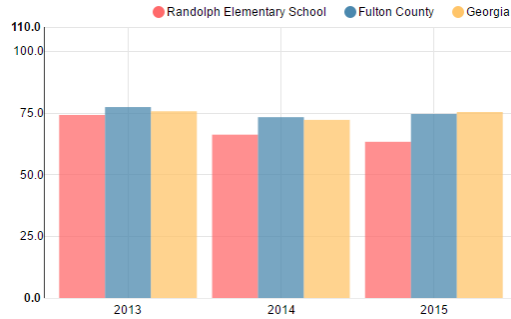
**D**  
63.4

Year	Randolph Elementary School
2015	D
2014	D
2013	C
2012	F

Grade conversion	
A	90 - 100
B	80 - 89.9
C	70 - 79.9
D	60 - 69.9
F	0 - 59.9

CCRPI Single Score



School Wide

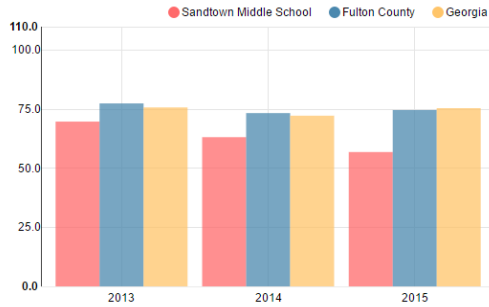
**F**  
56.9

Year	Sandtown Middle School
2015	F
2014	D
2013	D
2012	D

Grade conversion	
A	90 - 100
B	80 - 89.9
C	70 - 79.9
D	60 - 69.9
F	0 - 59.9

CCRPI Single Score



School Wide

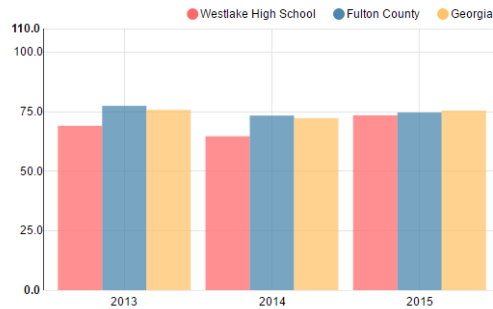
**C**  
73.5

Year	Westlake High School
2015	C
2014	D
2013	D
2012	D

Grade conversion	
A	90 - 100
B	80 - 89.9
C	70 - 79.9
D	60 - 69.9
F	0 - 59.9

CCRPI Single Score



School Wide

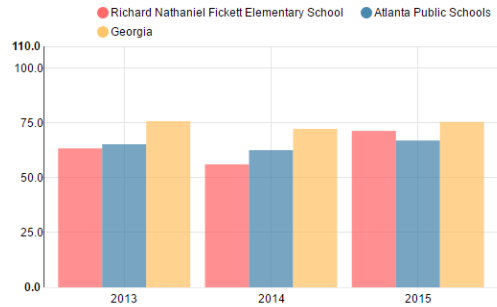
**C**  
71.4

Richard Nathaniel Fickett Elementary School	
Year	Richard Nathaniel Fickett Elementary School
2015	C
2014	F
2013	D
2012	F

Grade conversion	
A	90 - 100
B	80 - 89.9
C	70 - 79.9
D	60 - 69.9
F	0 - 59.9

CCRPI Single Score



School Wide

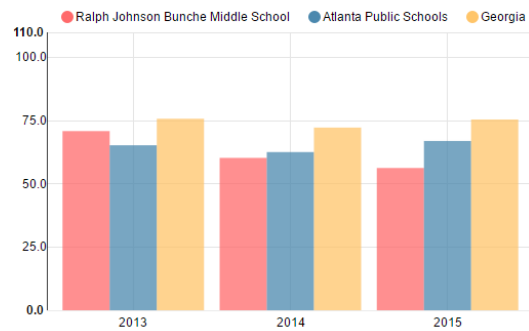
**F**  
56.3

Ralph Johnson Bunche Middle School	
Year	Ralph Johnson Bunche Middle School
2015	F
2014	D
2013	C
2012	F

Grade conversion	
A	90 - 100
B	80 - 89.9
C	70 - 79.9
D	60 - 69.9
F	0 - 59.9

CCRPI Single Score



School Wide

**C**  
73.1

Therrell School of Engineering, Math, and Science	
Year	Therrell School of Engineering, Math, and Science
2015	C
2014	D
2013	D
2012	D

Grade conversion	
A	90 - 100
B	80 - 89.9
C	70 - 79.9
D	60 - 69.9
F	0 - 59.9

CCRPI Single Score

